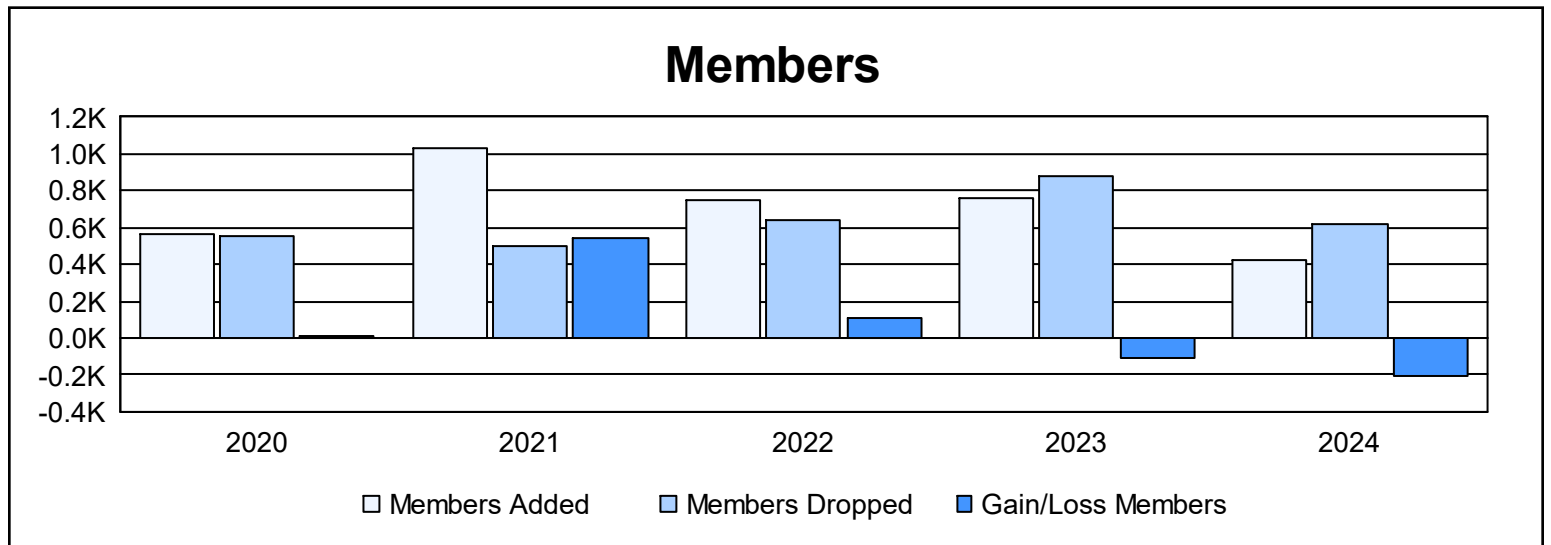
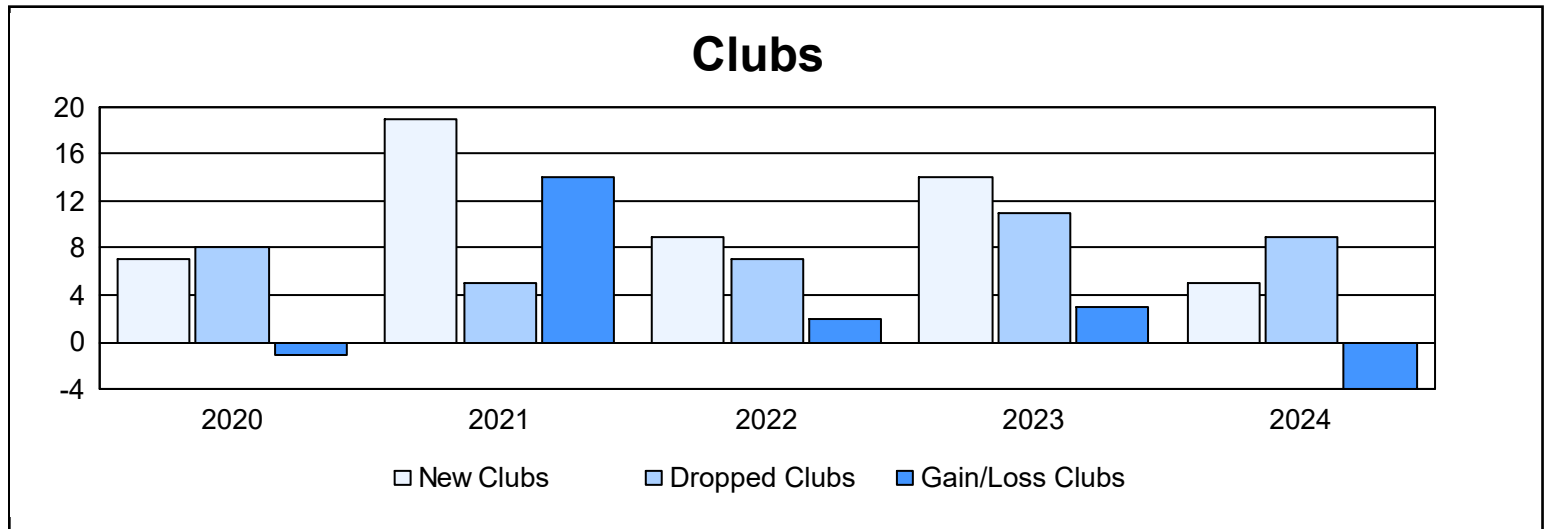
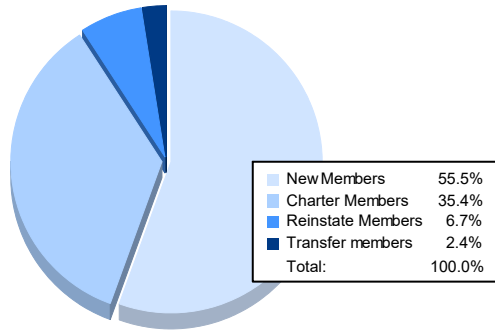


Year	New Clubs	Dropped Clubs	Gain/ Loss Clubs	New Members	Charter Members	Reinstate Members	Transfer Members	Total Member Added	Total Members Dropped	Gain/ Loss Members
2019-2020	7	8	-1	232	264	66	6	568	558	10
2020-2021	19	5	14	503	502	27	2	1,034	495	539
2021-2022	9	7	2	483	238	26	3	750	643	107
2022-2023	14	11	3	278	379	96	11	764	876	-112
2023-2024	5	9	-4	232	148	28	10	418	620	-202
<b>Average</b>	<b>11</b>	<b>8</b>	<b>3</b>	<b>346</b>	<b>306</b>	<b>49</b>	<b>6</b>	<b>707</b>	<b>638</b>	<b>68</b>



### Membership Composition June 2024 Cumulative



### Gender Composition June 2024 Cumulative

